



COPPER VALLEY COMMUNITY SERVICES DISTRICT
Physical-1000 Saddle Creek Drive
Copperopolis, CA 95228
Mailing-PO Box 5158, Sonora CA 95370
(209) 785-0100 – coppervalleycsd.org

DIRECTORS
Darlene DeBaldo, President
Roger Golden, Vice President
Kenneth Albertson
Rebecca Coleman
Bob Vezina

BOARD OF DIRECTORS REGULAR MEETING AGENDA
JANUARY 17, 2023, 2:00 PM
LOCATION: COPPER VALLY SPORTS FITNESS CENTER

1. **CALL TO ORDER**
2. **ROLL CALL**
3. **PLEDGE OF ALLEGIANCE**
4. **CHANGES TO ORDER OF AGENDA**
5. **PUBLIC COMMENT** (Each speaker is limited to two (2) minutes) Members of the public are appreciated for taking the time to attend this meeting and provide comments on matters of District business. Any member of the public may address the Board relating to any matter within the Board's jurisdiction. This need not be related to any item on the agenda; however, the Board cannot act on an item unless it was noticed on the agenda
6. **CONSENT CALENDAR**
Consent Calendar items are considered routine and will be acted upon by one motion. There will be no separate discussion on these items unless a member of the Board, Staff or a member of the Public requests specific items be set aside for separate discussion.
 - a) Review of monthly financial report, approval of bills and claims for the month of December 2022.
 - b) Approval of the minutes from the Regular Board Meeting held December 20, 2022.
7. **DISCUSSION AND ACTION ITEMS**
The Board of Directors intends to consider each of the following items and may act at this meeting. Public comment is allowed on each individual agenda item listed below, and such comment will be considered in advance of each Board action.
 - a) Adoption of a Resolution Establishing an Account with the California Class Joint Powers Authority Investment Pool
 - b) Update on the status of the CVCS D & CV Partners Final Operating Agreement and associated Engineering Scope of work
 - c) Approval of the First Reading of a Revised Ordinance Prohibiting Unpermitted Encroachment on District Maintained Roads, Property, and Infrastructure and Establishing Encroachment Permit Requirements for Temporary Encroachments
 - d) Review and Update on next steps for implementation of the Pavement Preventative Maintenance Program
8. **STAFF AND DIRECTOR REPORTS**
Brief reports may be provided by District staff and/or Board members as information on matters of general interest. No action will be taken by the Board during Reports, however items discussed may be recommended for discussion and action on a future agenda.
 - a) General Managers Report
 - b) Site Managers Report
9. **ADJOURNMENT**
Agenda Materials: May be viewed on the bulletin boards outside the Copper Valley Pro Shop, on the Sports Club Bulletin Board, in the viewing box outside the CSD main office and at the CSD Website typically three days preceding each meeting date. Materials will also be available at the meeting.

Americans with Disabilities Act Compliance: If you require special assistance to participate in Board Meetings, please contact the CVCS D District Clerk at (209) 272-0957. Advance notification will enable the District to make reasonable arrangements to insure accessibility.



Copper Valley Community Services District
Treasurer's Report

December 31, 2022

**Copper Valley Community Services District
Treasurer's Report
December 2022**

Statement of Cash Flows

For the 6 Months Ending December 31, 2022

	Umpqua Bank Checking	Calaveras Co Fund 2188	LAIF	YTD Total
Net Income	(679,319)	(68,828)	558	(747,589)
OPERATING ACTIVITIES				
Adjustments to reconcile Net Income to Net Cash used in Operations:				
1200 Accounts Receivable	(121)			(121)
2000 Accounts Payable	18,892			18,892
2050 Umpqua CSDA Visa	28,593			28,593
2100 Payroll Taxes Payable	2,959			2,959
2150 Accrued Payroll	21,513			21,513
2200 Sales Tax Payable	-			
Net cash used in operating activities	(607,483)	(68,828)	558	(675,753)
Net cash decrease for period	(607,483)	(68,828)	558	(675,753)
Cash at beginning of period (7/1/2022)	1,407,971	68,239	105,733	1,581,943
Cash at end of period	800,489	(589)	106,291	906,191

**Copper Valley Community Services District
Treasurer's Report
December 2022**

Cash Flow Projection

	FY 22-23						FY 23-24	
Dec-2022	Jan-2023	Feb-2023	Mar-2023	Apr-2023	May-2023	Jun-2023	Jul-2023	Aug-2023

REGULAR CHECKING

Beginning Checking Account Balance	\$	890,423	\$	800,489	\$	1,506,427	\$	1,435,276	\$	1,364,124	\$	1,194,045	\$	1,690,559	\$	1,619,407	\$	1,548,256		
Deposits																				
Assessments	\$	15	\$	780,539	\$	-	\$	-	\$	-	\$	567,665	\$	-	\$	-	\$	70,958		
Other Income	\$	-																		
Road Improvement Loan	\$	-																		
Fraud Refund	\$	-																		
Disbursements																				
Paychecks	\$	38,318	\$	27,000	\$	27,000	\$	27,000	\$	27,000	\$	27,000	\$	27,000	\$	27,000	\$	27,000	\$	27,000
Payroll Taxes	\$	12,639	\$	10,000	\$	10,000	\$	10,000	\$	10,000	\$	10,000	\$	10,000	\$	10,000	\$	10,000	\$	10,000
Checks Written																				
Other Operating & Admin Costs	\$	13,515	\$	14,000	\$	14,000	\$	14,000	\$	14,000	\$	14,000	\$	14,000	\$	14,000	\$	14,000	\$	14,000
Bonuses - IRA payments	\$	-																		
Property Liability Insurance	\$	-																		
Worker's Comp Insurance	\$	-																		
Lease payments	\$	1,051	\$	1,051	\$	1,051	\$	1,051	\$	1,051	\$	1,051	\$	1,051	\$	1,051	\$	1,051	\$	1,051
Capital Outlay	\$	-																		
Projects Costs																				
Series A (2018 project refinance)	\$	-	\$	-	\$	-	\$	-	\$	41,071	\$	-	\$	-	\$	-	\$	-	\$	-
Series B (Phase 2 Road Improv.)	\$	-	\$	-	\$	-	\$	-	\$	57,857	\$	-	\$	-	\$	-	\$	-	\$	-
Valley Entry System	\$	-	\$	-																
Ewing	\$	1,807	\$	-																
Jim Wilson	\$	5,037	\$	2,370																
Hunt & sons	\$	2,579	\$	-																
NBS	\$	-	\$	1,080																
SDFA (Road Construction Loan)	\$	-	\$	-																
Human Resource Practioners	\$	-	\$	-																
Credit Card Payments	\$	14,080	\$	17,000	\$	17,000	\$	17,000	\$	17,000	\$	17,000	\$	17,000	\$	17,000	\$	17,000	\$	17,000
ACS Debits - (Utilities, Lease Pymts, P/R processing)	\$	923	\$	2,100	\$	2,100	\$	2,100	\$	2,100	\$	2,100	\$	2,100	\$	2,100	\$	2,100	\$	2,100
Total Disbursements	\$	89,950	\$	74,601	\$	71,151	\$	71,151	\$	170,079	\$	71,151	\$	71,151	\$	71,151	\$	71,151	\$	71,151
Ending Checking Account Balance	\$	800,489	\$	1,506,427	\$	1,435,276	\$	1,364,124	\$	1,194,045	\$	1,690,559	\$	1,619,407	\$	1,548,256	\$	1,548,063		
check	\$	-																		
Check	\$	-																		

NOTE: This cash flow projection uses estimates of outlays using information available at the time of preparation

Copper Valley Community Services District

Balance Sheet

As of December 31, 2022

	TOTAL
ASSETS	
Current Assets	
Bank Accounts	
1000 Umpqua Bank Checking	800,489
1020 Cash - Fund 2188	-589
1040 Local Agency Investment Fund (LAIF)	106,291
Total Bank Accounts	\$906,191
Total Current Assets	\$906,191
Fixed Assets	
1500 Capital Assets	
1501 Equipment	397,708
1503 Roads	2,360,462
1504 Easements	10,344,000
1505 Buildings	79,000
Total 1500 Capital Assets	13,181,170
1550 Construction in Progress	39,718
1600 Accumulated Depreciation	
1601 Equipment	-265,516
1603 Roads	-782,098
1605 Buildings	-22,120
Total 1600 Accumulated Depreciation	-1,069,734
Total Fixed Assets	\$12,151,155
Other Assets	
Receivable Other	521
Total Other Assets	\$521
TOTAL ASSETS	\$13,057,867
LIABILITIES AND EQUITY	
Liabilities	
Current Liabilities	
Accounts Payable	
2000 Accounts Payable	18,892
Total Accounts Payable	\$18,892
Credit Cards	
2050 Umpqua CSDA Visa	28,593

Copper Valley Community Services District

Balance Sheet

As of December 31, 2022

	TOTAL
Total Credit Cards	\$28,593
Other Current Liabilities	
2100 Payroll Taxes Payable	2,959
2110 Wage Garnishments Payable	90
2150 Accrued Payroll	21,423
2200 Sales Tax Payable	0
Total Other Current Liabilities	\$24,472
Total Current Liabilities	\$71,956
Long-Term Liabilities	
2500 Lease Payable - John Deere	42,417
2600 Series 2018 Installment Sale	700,000
Total Long-Term Liabilities	\$742,417
Total Liabilities	\$814,373
Equity	
3800 Developer Capital Contributions	12,198,796
3900 Fund Balance	792,287
Net Income	-747,589
Total Equity	\$12,243,494
TOTAL LIABILITIES AND EQUITY	\$13,057,867

COPPER VALLEY COMMUNITY SERVICES DISTRICT
 FY 2022-23 MONTHLY BUDGET REPORT ANALYSIS
 December 2022

	ACTUALS			BUDGET		
	Last Year July - Dec	This Year July - Dec	Variance Inc/ (Decr)	This year's BUDGET	\$ Budget Remaining	% Budget Remaining
EXPENDITURES						
SERVICES AND SUPPLIES						
ADMINISTRATION						
OE01	Audit Expense	\$ -	\$ -	\$ -	\$ 9,200	100%
OE02	Finance Expenses	\$ 372	\$ 343	\$ (29)	\$ 800	57%
OE02-1	Parcel Tax Implementation	\$ -	\$ -	\$ -	\$ 6,000	100%
OE03	Advertising	\$ 2,035	\$ 437	\$ (1,598)	\$ 2,800	84%
OE04	Legal Expenses	\$ 6,611	\$ 3,984	\$ (2,627)	\$ 8,900	55%
OE06	Insurance (Property Loss/Liability)	\$ -	\$ 9	\$ 9	\$ 17,000	100%
OE07	Miscellaneous/Contingency	\$ 1,942	\$ 640	\$ (1,302)	\$ 8,000	92%
OE08	Professional Development (Travel/Training)	\$ 4,110	\$ 4,977	\$ 866	\$ 6,900	28%
OE09	Dues, Certifications & Subscriptions	\$ 3,928	\$ 2,023	\$ (1,905)	\$ 6,300	68%
OE10	Uniform Expenses	\$ 5,934	\$ 6,665	\$ 731	\$ 9,600	31%
OE11	Electric Power/Water/Sewer	\$ 57,355	\$ 62,072	\$ 4,717	\$ 97,800	37%
OE12	Telephone/Internet Service	\$ 4,112	\$ 3,874	\$ (238)	\$ 8,100	52%
OE14	Office Supplies/Postage	\$ 4,119	\$ 3,927	\$ (191)	\$ 7,400	47%
OE15	Office Equipment Repair/Replacement	\$ 7,552	\$ 2,123	\$ (5,429)	\$ 11,100	81%
OE15-1	Office Equipment Lease	\$ 1,273	\$ 1,071	\$ (202)	\$ 2,600	59%
OE26	County Fees/LAFCO	\$ 3,990	\$ 4,136	\$ 146	\$ 7,200	43%
OE27	Bank Charges	\$ -	\$ 433	\$ -	\$ -	
OE29	Accounting Services	\$ 18,846	\$ 13,300	\$ -	\$ 31,700	58%
OE30	Reimbursable Maint/Repair Expense	\$ -	\$ -	\$ -	\$ -	#DIV/0!
OE31	Office Lease	\$ -	\$ -	\$ -	\$ -	
OE41	HR Consultant	\$ -	\$ -	\$ -	\$ 2,600	100%
OE42	Quail Creek Engineering	\$ 3,690	\$ 1,800	\$ -	\$ -	
PE03-1	Payroll Taxes - Administration	\$ 9,751	\$ 10,291	\$ 541	\$ -	
PE06-1	Employee Wages - Administration	\$ 116,201	\$ 125,414	\$ 9,213	\$ -	
PE03-7	Payroll Taxes - Quail Creek	\$ 43	\$ 14	\$ -	\$ -	
PE06-7	Employee Wages - Quail Creek	\$ 563	\$ 177	\$ -	\$ -	
	Total Administration	\$ 252,428	\$ 247,710	\$ (4,718)	\$ 244,000	55%
COMMON AREAS						
OE16	Gate Maintenance & Opener Purchase	\$ 5,825	\$ 17,289	\$ 11,464	\$ 13,700	-26%
OE16-1	Gate System Improvements (RFID,etc)	\$ -	\$ -	\$ -	\$ -	#DIV/0!
OE17	Streets/Sidewalks/Lighting Maint & Repair	\$ 6,702	\$ 10,911	\$ 4,209	\$ 12,800	15%
OE17-2	Storm Drains	\$ -	\$ -	\$ -	\$ -	
PE03-5	Payroll Taxes - Streets	\$ -	\$ -	\$ -	\$ -	
PE06-5	Employee Wages - Streets	\$ -	\$ -	\$ -	\$ -	
OE18-1	Landscape Supplies & Repairs	\$ 23,469	\$ 21,037	\$ (2,432)	\$ 41,800	50%
OE18-2	CCWD Water	\$ -	\$ -	\$ -	\$ 1,200	
OE18-3	Landscape Equipment Gas & Oil	\$ 4,606	\$ 7,410	\$ 2,803	\$ 6,900	-7%
OE18-4	Landscape Equipment Repair/Replacement	\$ 17,574	\$ 19,260	\$ 1,686	\$ 42,400	55%
PE03-2	Payroll Taxes - Common Areas	\$ 7,128	\$ 9,755	\$ 2,627	\$ -	
PE06-2	Employee Wages - Common Areas	\$ 91,061	\$ 125,549	\$ 34,488	\$ -	
	Total Common Areas	\$ 156,366	\$ 211,210	\$ 54,845	\$ 118,800	35%
MOSQUITO ABATEMENT						
		\$ -	\$ -	\$ -	\$ -	

COPPER VALLEY COMMUNITY SERVICES DISTRICT
 FY 2022-23 MONTHLY BUDGET REPORT ANALYSIS
 December 2022

		ACTUALS			BUDGET		
		Last Year July - Dec	This Year July - Dec	Variance Incl/ (Decr)	This year's BUDGET	\$ Budget Remaining	% Budget Remaining
EXPENDITURES							
OE22-1	Mosquito Control Products	\$ 10,468	\$ 376	\$ (10,092)	\$ 20,000	\$ 19,624	98%
OE22-2	Mosquito Abatement Monitoring & Testing	\$ 2,338	\$ 775	\$ (1,563)	\$ 5,100	\$ 4,325	85%
OE22-3	Mosquito Abatement Vehicles Gas & Oil	\$ 3,883	\$ 6,810	\$ 2,927	\$ 15,000	\$ 8,190	55%
OE22-4	Mosquito Abatement Equipment Maintenance	\$ 6,080	\$ 10,652	\$ 4,571	\$ 16,000	\$ 5,348	33%
PE03-4	Payroll Taxes - Mosquito Abatement	\$ 359	\$ 401	\$ 41			
PE06-4	Employee Wages - Mosquito Abatement	\$ 4,693	\$ 5,235	\$ 542			
PE03-6	Payroll Taxes - Wetlands	\$ 16	\$ -	\$ (16)			
PE06-6	Employee Wages - Wetlands	\$ 169	\$ -	\$ (169)			
	Total Mosquito Abatement	\$ 28,005	\$ 24,248	\$ (3,757)	\$ 56,100	\$ 37,488	67%
	<i>Less: Distributed Payroll to Service Areas</i>	\$ (229,983)	\$ (276,835)	\$ (46,852)			
	TOTAL SERVICES & SUPPLIES	\$ 206,816	\$ 206,334	\$ (482)	\$ 418,900	\$ 213,599	51%
PERSONNEL COSTS				\$ -		\$ -	
PE01	Worker Compensation Insurance	\$ -	\$ -	\$ -	\$ 11,400	\$ 11,400	100%
PE02	Health Insurance	\$ 31,133	\$ 45,724	\$ 14,591	\$ 89,600	\$ 43,876	49%
PE03	Payroll Taxes	\$ 18,744	\$ 21,838	\$ 3,093	\$ 39,800	\$ 17,962	45%
PE04	Processing Fees	\$ 886	\$ 842	\$ (44)	\$ 1,900	\$ 1,058	56%
PE05	Directors Stipend	\$ 6,800	\$ 5,400	\$ (1,400)	\$ 6,000	\$ 600	10%
PE06	Employee Wages	\$ 231,865	\$ 274,185	\$ 42,320	\$ 497,800	\$ 223,615	45%
	TOTAL PERSONNEL COSTS	\$ 289,428	\$ 347,988	\$ 58,560	\$ 646,500	\$ 298,512	46%
EQUIPMENT OUTLAY							
CO04	Trailer/Spray Rig/Tractor	\$ 5,621					
CO04	Concrete Grinder	\$ -	\$ -	\$ -	\$ 7,200	\$ 7,200	100%
CO04	Turfco Torrent Blower	\$ -	\$ 11,537	\$ 11,537	\$ 12,000	\$ 463	4%
CO04	Cart Replace - Honda Pioneer	\$ -	\$ 19,614	\$ 19,614	\$ 23,000	\$ 3,386	15%
CO10	Cart Replace - Honda Pioneer W/ Cab	\$ 21,614	\$ 25,587	\$ 3,974	\$ 30,000	\$ 4,413	15%
	TOTAL EQUIPMENT OUTLAY	\$ 27,234	\$ 56,738	\$ 29,503	\$ 72,200	\$ 7,799	11%
CAPITAL OUTLAY/STUDIES/ASSESEMENTS				\$ -			
OE53-2	Landscape Design	\$ -	\$ 21,458	\$ 21,458	\$ 16,000	\$ (5,458)	-34%
OE53-1	Landscape Improvements	\$ -	\$ 1,869	\$ 1,869	\$ -	\$ (1,869)	#DIV/0!
OE51-4	Road Improvement (1)	\$ -	\$ -	\$ -	\$ 75,000	\$ 75,000	100%
OE51-1	Road Project Assessment & Design (Willdan)	\$ -	\$ -	\$ -	\$ -	\$ -	#DIV/0!
OE51-2	Road Project Management	\$ -	\$ -	\$ -	\$ -	\$ -	#DIV/0!
OE51-5	Road Improvements PHASE II	\$ 1,670	\$ -	\$ (1,670)	\$ -	\$ -	#DIV/0!
OE51-6	CM Services (Willdan)	\$ -	\$ -	\$ -	\$ -	\$ -	#DIV/0!
OE51-7	Drainage Basin Repairs	\$ -	\$ -	\$ -	\$ -	\$ -	#DIV/0!
OE51-8	Road Development Standards	\$ 686	\$ -	\$ (686)	\$ -	\$ -	#DIV/0!
OE54-1	Office Building Paint	\$ -	\$ -	\$ -	\$ -	\$ -	#DIV/0!
OE54-2	Office Building Siding and Trim	\$ -	\$ -	\$ -	\$ -	\$ -	#DIV/0!
OE54-3	Office Building Renovation	\$ -	\$ -	\$ -	\$ -	\$ -	#DIV/0!
OE54-4	Security	\$ -	\$ 10,200	\$ 10,200	\$ -	\$ (10,200)	#DIV/0!
TBD	Sidewalk Replacement	\$ -	\$ -	\$ -	\$ -	\$ -	#DIV/0!
TBD	Mosquito Abatement Cargo Container	\$ -	\$ -	\$ -	\$ -	\$ -	#DIV/0!
	TOTAL STUDIES & ASSESSMENTS	\$ 2,356	\$ 33,528	\$ 31,172	\$ 91,000	\$ 57,472	63%

COPPER VALLEY COMMUNITY SERVICES DISTRICT
 FY 2022-23 MONTHLY BUDGET REPORT ANALYSIS
 December 2022

	ACTUALS			BUDGET		
	Last Year July - Dec	This Year July - Dec	Variance Inc/ (Decr)	This year's BUDGET	\$ Budget Remaining	% Budget Remaining
EXPENDITURES						
DEBT SERVICE			\$ -			
OE20 John Deere Financing	\$ -	\$ -	\$ -	\$ -	\$ -	#DIV/0!
OE21 John Deere Financing	\$ 6,308	\$ 6,308		\$ 12,616		
OE20-01 Interest Expense	\$ -					
OE20-3 Series 2018 Installment Sale	\$ -	\$ -				
OE20-4 Phase 1 Road Improvements	\$ 41,066	\$ 41,071		\$ 81,722	\$ 40,651	50%
OE20-5 Phase 2 Road Improvements	\$ 57,850	\$ 57,857		\$ 115,160	\$ 57,303	50%
TOTAL DEBT SERVICE	\$ 105,224	\$ 105,236	\$ 12	\$ 209,498	\$ 97,954	47%
TOTAL EXPENSES	\$ 631,058	\$ 749,824	\$ 118,765	\$ 1,438,098	\$ 675,336	47%

PAYMENTS AND ASSESSMENTS RECEIVED						
<u>Assessment Income</u>						
Pymt No. 3: (5%) Aug 2021 (FY20)	\$ -	\$ -	\$ -	\$ 70,958	\$ 70,958	
Pymt No. 1: (55%) Feb 2022 (FY21)	\$ 741,959	\$ -	\$ (741,959)	\$ 780,539	\$ 780,539	
Pymt No. 2: (40%) May 2022 (FY21)	\$ -	\$ -	\$ -	\$ 567,665	\$ 567,665	
Total Assessment Income	\$ 741,959	\$ -	\$ (741,959)	\$ 1,419,162	\$ 1,419,162	
<u>Reimbursement Income</u>						
Total Reimbursement Income			\$ -	\$ -	\$ -	
<u>Other Income</u>						
IN03 Weed Abatement	\$ 5,700	\$ 75		\$ 12,000		
IN05 Investment Interest	\$ 397	\$ 646		\$ 600		
IN30 Exp Reimbursement Income	\$ -	\$ -		\$ 5,000		
IN41 Gate Opener Income	\$ 1,025	\$ 320		\$ 1,200		
IN59 Rebates	\$ 186	\$ 1,194		\$ 2,600		
IN70 Quail Creek Deposits	\$ 8,000	\$ -		\$ -		
Total Other Income	\$ 15,308	\$ 2,235	\$ (13,073)	\$ 4,000	\$ 1,765	
TOTAL PAYMENTS & ASSESSMENTS	\$ 757,267	\$ 2,235	\$ (755,032)	\$ 1,444,562	\$ 1,420,927	
Net Income	\$ 126,209	\$ (747,589)	\$ (873,797)	\$ 6,464	\$ 754,053	
<u>Other Financing Sources & Uses</u>						
Budget Balance		\$ (747,589)		\$ -	\$ -	

Copper Valley Community Services District

1000 Umpqua Bank Checking, Period Ending 12/31/2022

RECONCILIATION REPORT

Reconciled on: 01/12/2023

Reconciled by: Ever Ventura

Any changes made to transactions after this date aren't included in this report.

Summary

	USD
Statement beginning balance.....	897,125.43
Checks and payments cleared (43).....	-75,911.18
Deposits and other credits cleared (1).....	15.00
Statement ending balance.....	<u>821,229.25</u>
Uncleared transactions as of 12/31/2022.....	-20,740.47
Register balance as of 12/31/2022.....	800,488.78
Cleared transactions after 12/31/2022.....	0.00
Uncleared transactions after 12/31/2022.....	-27,483.00
Register balance as of 01/12/2023.....	<u>773,005.78</u>

Details

Checks and payments cleared (43)

DATE	TYPE	REF NO.	PAYEE	AMOUNT (USD)
11/11/2022	Bill Payment	2992	Aramark Uniform Service	-380.43
11/11/2022	Bill Payment	2994	DAMON WAITE	-100.00
11/11/2022	Bill Payment	2995	DMV Renewal	-10.00
11/15/2022	Bill Payment	3004	COURT-ORDERED DEBT C...	-61.77
11/15/2022	Bill Payment	3003	COURT-ORDERED DEBT C...	-149.80
12/01/2022	Check	dm	John Deere Financial	-1,051.30
12/05/2022	Check	dm	Gregory Hebard	-200.00
12/05/2022	Check	dm	ExpertPay	-116.50
12/05/2022	Check	dm	DAMON H WAITE	-1,511.83
12/05/2022	Check	dm	KYLE W CEARLEY	-1,840.20
12/05/2022	Check	dm	Gregory Hebard	-2,703.98
12/05/2022	Check	dm	CHRIS JACOBS	-1,553.61
12/05/2022	Check	dm	PETER J KAMPA	-2,407.85
12/05/2022	Check	dm	NICOLE D MC CUTCHEN	-300.00
12/05/2022	Check	dm	NICOLE D MC CUTCHEN	-2,522.40
12/05/2022	Check	dm	Ralph M. McGeorge	-2,398.37
12/05/2022	Check	dm	NICHOLAS B PATRICK	-1,365.55
12/08/2022	Check	dm	CA EDD	-1,126.54
12/09/2022	Check	dm	IRS	-5,265.30
12/19/2022	Check	dm	Intuit Full Service Payroll	-139.00
12/20/2022	Check	dm	Maintenance Fee	-77.79
12/20/2022	Check	dm	ExpertPay	-116.50
12/20/2022	Check	dm	NICOLE D MC CUTCHEN	-300.00
12/20/2022	Bill Payment	3006	Aramark Uniform Service	-485.45
12/20/2022	Bill Payment	3010	Ewing	-1,807.26
12/20/2022	Bill Payment	3011	Hunt & Sons, Inc.	-2,578.73
12/20/2022	Bill Payment	3013	Mo-Cal Office Solutions, Inc	-87.44
12/20/2022	Bill Payment	3014	Modesto Airco Gas & Gear	-294.07
12/20/2022	Bill Payment	3015	Nicole Mc Cutchen	-85.13
12/20/2022	Bill Payment	3016	SDRMA-Health Ins.	-7,786.80
12/20/2022	Check	dm	KYLE W CEARLEY	-1,840.22
12/20/2022	Check	dm	Gregory Hebard	-2,704.01
12/20/2022	Check	dm	Gregory Hebard	-200.00
12/20/2022	Check	dm	CHRIS JACOBS	-1,520.95
12/20/2022	Check	dm	PETER J KAMPA	-2,407.86
12/20/2022	Check	dm	NICOLE D MC CUTCHEN	-2,400.19
12/20/2022	Check	dm	Ralph M. McGeorge	-2,398.37
12/20/2022	Check	dm	NICHOLAS B PATRICK	-1,303.35
12/20/2022	Check	dm	DAMON H WAITE	-1,511.82

DATE	TYPE	REF NO.	PAYEE	AMOUNT (USD)
12/22/2022	Check	dm	CA EDD	-1,089.83
12/23/2022	Check	dm	IRS	-5,157.75
12/27/2022	Check	dm	Umpqua Bank Commerical CC	-14,080.34
12/28/2022	Check	dm	PG&E - 7193	-472.89
Total				-75,911.18

Deposits and other credits cleared (1)

DATE	TYPE	REF NO.	PAYEE	AMOUNT (USD)
12/29/2022	Deposit		Jeanette and Adrian Alton	15.00
Total				15.00

Additional Information

Uncleared checks and payments as of 12/31/2022

DATE	TYPE	REF NO.	PAYEE	AMOUNT (USD)
04/20/2021	Journal	2757		-3,000.00
04/06/2022	Check	2899	Edward Jones	-3,000.00
12/20/2022	Bill Payment	3005	Aaronson, Dickerson etal	-375.00
12/20/2022	Bill Payment	3007	Cal Ag Safety	-70.00
12/20/2022	Bill Payment	3008	Christopher Jacobs	-71.99
12/20/2022	Bill Payment	3009	COURT-ORDERED DEBT C...	-304.35
12/20/2022	Bill Payment	3012	Jim Wilson Excavation	-5,037.00
12/20/2022	Bill Payment	3019	Ralph McGeorge	-3,000.00
12/20/2022	Bill Payment	3017	USBank Equipment Finance	-154.63
12/20/2022	Bill Payment	3018	Warmerdam CPA Group	-3,800.00
12/20/2022	Bill Payment	3020	Ralph McGeorge	-3,000.00
12/31/2022	Check	3027	ROBERT M VEZINA	-91.25
12/31/2022	Check	3026	DARLENE M LONG-DE BALDO	-1,003.75
12/31/2022	Check	3021	KENNETH R ALBERTSON	-912.50
12/31/2022	Check	3022	SCOTT R BAKER	-912.50
12/31/2022	Check	3023	REBECCA COLEMAN	-91.25
12/31/2022	Check	3024	ROGER K GOLDEN	-1,003.75
12/31/2022	Check	3025	LAWRENCE D HOFFMAN	-912.50
Total				-26,740.47

Uncleared deposits and other credits as of 12/31/2022

DATE	TYPE	REF NO.	PAYEE	AMOUNT (USD)
12/20/2022	Journal	wcpa 2022 12-1		3,000.00
12/20/2022	Journal	wcpa 2022 12-1		3,000.00
Total				6,000.00

Uncleared checks and payments after 12/31/2022

DATE	TYPE	REF NO.	PAYEE	AMOUNT (USD)
01/17/2023	Bill Payment	3029	Jim Wilson Excavation	-2,370.00
01/17/2023	Bill Payment	3038	DEPARTMENT OF HOUSING...	-42.00
01/17/2023	Bill Payment	3028	Aramark Uniform Service	-388.36
01/17/2023	Bill Payment	3039	COURT-ORDERED DEBT C...	-249.74
01/17/2023	Bill Payment	3030	NBS	-1,079.50
01/17/2023	Bill Payment	3031	SDRMA-Health Ins.	-7,786.80
01/17/2023	Bill Payment	3032	STREAMLINE	-500.00
01/17/2023	Bill Payment	3033	The Golf Club at Copper Valley	-11,810.41
01/17/2023	Bill Payment	3034	Turf Star, Inc.	-940.33
01/17/2023	Bill Payment	3035	USBank Equipment Finance	-372.86
01/17/2023	Bill Payment	3036	Warmerdam CPA Group	-1,900.00
01/17/2023	Bill Payment	3037	DEPARTMENT OF HOUSING...	-43.00

Total

-27,483.00

Copper Valley Community Services District

Transaction Report

December 2022

DATE	TRANSACTION TYPE	NUM	NAME	MEMO/DESCRIPTION	AMOUNT
Umpqua Bank Checking					
Beginning Balance					
12/01/2022	Check	dm	John Deere Financial	Tractor Payment	-1,051
12/05/2022	Check	dm	ExpertPay		-117
12/05/2022	Check	dm	Ralph M. McGeorge	Pay Period: 11/16/22 - 11/30/22	-2,398
12/05/2022	Check	dm	Gregory Hebard	Pay Period: 11/16/22 - 11/30/22	-200
12/05/2022	Check	dm	KYLE W CEARLEY	Pay Period: 11/16/22 - 11/30/22	-1,840
12/05/2022	Check	dm	DAMON H WAITE	Pay Period: 11/16/22 - 11/30/22	-1,512
12/05/2022	Check	dm	NICHOLAS B PATRICK	Pay Period: 11/16/22 - 11/30/22	-1,366
12/05/2022	Check	dm	Gregory Hebard	Pay Period: 11/16/22 - 11/30/22	-2,704
12/05/2022	Check	dm	NICOLE D MC CUTCHEN	Pay Period: 11/16/22 - 11/30/22	-2,522
12/05/2022	Check	dm	NICOLE D MC CUTCHEN	Pay Period: 11/16/22 - 11/30/22	-300
12/05/2022	Check	dm	PETER J KAMPA	Pay Period: 11/16/22 - 11/30/22	-2,408
12/05/2022	Check	dm	CHRIS JACOBS	Pay Period: 11/16/22 - 11/30/22	-1,554
12/08/2022	Check	dm	CA EDD		-1,127
12/09/2022	Check	dm	IRS		-5,265
12/19/2022	Check	dm	Intuit Full Service Payroll	Payroll Processing Fee	-139
12/20/2022	Check	dm	KYLE W CEARLEY	Pay Period: 12/1/22 - 12/15/22	-1,840
12/20/2022	Check	dm	Gregory Hebard	Pay Period: 12/1/22 - 12/15/22	-2,704
12/20/2022	Check	dm	Gregory Hebard	Pay Period: 12/1/22 - 12/15/22	-200
12/20/2022	Check	dm	CHRIS JACOBS	Pay Period: 12/1/22 - 12/15/22	-1,521
12/20/2022	Check	dm	PETER J KAMPA	Pay Period: 12/1/22 - 12/15/22	-2,408
12/20/2022	Check	dm	NICOLE D MC CUTCHEN	Pay Period: 12/1/22 - 12/15/22	-2,400
12/20/2022	Check	dm	Ralph M. McGeorge	Pay Period: 12/1/22 - 12/15/22	-2,398
12/20/2022	Check	dm	NICHOLAS B PATRICK	Pay Period: 12/1/22 - 12/15/22	-1,303
12/20/2022	Check	dm	DAMON H WAITE	Pay Period: 12/1/22 - 12/15/22	-1,512
12/20/2022	Check	dm	NICOLE D MC CUTCHEN	Pay Period: 12/1/22 - 12/15/22	-300
12/20/2022	Check	dm	ExpertPay		-117
12/20/2022	Check	dm	Maintenance Fee		-78
12/20/2022	Bill Payment (Check)	3005	Aaronson, Dickerson etal	Invoice #1766	-375
12/20/2022	Bill Payment (Check)	3006	Aramark Uniform Service	Acct #860084368	-485
12/20/2022	Bill Payment (Check)	3007	Cal Ag Safety	Acct #4622	-70
12/20/2022	Bill Payment (Check)	3008	Christopher Jacobs	Boot Reimbursement	-72
12/20/2022	Bill Payment (Check)	3009	COURT-ORDERED DEBT COLLECTIONS	Nicholas Patrick "JK-294-3714"	-304
12/20/2022	Bill Payment (Check)	3010	Ewing	Invoice #18249713	-1,807
12/20/2022	Bill Payment (Check)	3011	Hunt & Sons, Inc.	Acct #22656	-2,579
12/20/2022	Bill Payment (Check)	3012	Jim Wilson Excavation	Invoice #'s 3837 , 3828 , 3828 , 3826	-5,037
12/20/2022	Bill Payment (Check)	3013	Mo-Cal Office Solutions, Inc	Acct #MOC-SCREEKC	-87
12/20/2022	Bill Payment (Check)	3014	Modesto Airco Gas & Gear	Acct #1682247	-294
12/20/2022	Bill Payment (Check)	3015	Nicole Mc Cutchen	Reimbursements	-85
12/20/2022	Bill Payment (Check)	3016	SDRMA-Health Ins.	Member #7174	-7,787
12/20/2022	Journal Entry	wcpa 2022 12-1		to void check #2757	3,000
12/20/2022	Journal Entry	wcpa 2022 12-1		to void check #2899	3,000
12/20/2022	Bill Payment (Check)	3020	Ralph McGeorge	to replace check #2899	-3,000
12/20/2022	Bill Payment (Check)	3019	Ralph McGeorge	to replace check #2757	-3,000
12/20/2022	Bill Payment (Check)	3018	Warmerdam CPA Group	client #3665	-3,800
12/20/2022	Bill Payment (Check)	3017	USBank Equipment Finance	Invoice #486555451	-155
12/22/2022	Check	dm	CA EDD		-1,090
12/23/2022	Check	dm	IRS		-5,158
12/27/2022	Check	dm	Umpqua Bank Commerical CC	Umpqua CSDA Visa payment	-14,080
12/28/2022	Check	dm	PG&E - 7193		-473
12/29/2022	Deposit		Jeanette and Adrian Alton		15
12/31/2022	Check	3021	KENNETH R ALBERTSON	2022 Director Stipend	-913
12/31/2022	Check	3022	SCOTT R BAKER	2022 Director Stipend	-913
12/31/2022	Check	3024	ROGER K GOLDEN	2022 Director Stipend	-1,004
12/31/2022	Check	3025	LAWRENCE D HOFFMAN	2022 Director Stipend	-913
12/31/2022	Check	3026	DARLENE M LONG-DE BALDO	2022 Director Stipend	-1,004
12/31/2022	Check	3027	ROBERT M VEZINA	2022 Director Stipend	-91
12/31/2022	Check	3023	REBECCA COLEMAN	2022 Director Stipend	-91
Total for Umpqua Bank Checking					\$ -89,935

Copper Valley Community Services District

Transaction Report

December 2022

DATE	TRANSACTION TYPE	NUM	NAME	MEMO/DESCRIPTION	AMOUNT
TOTAL					\$ -89,935

Copper Valley Comm Srvs District

Credit Card - Transaction Detail by Account

December 2022

DATE	TRANSACTION TYPE	NUM	NAME	MEMO/DESCRIPTION	AMOUNT
Receivable Other					
12/02/2022	Expense		Wal-Mart	Fraud	77.05
12/12/2022	Expense		Wal-Mart	Fraud	69.40
12/15/2022	Expense		Wal-Mart	Fraud	82.86
12/25/2022	Expense		Cycle Gear	Greg to Reimburse	141.21
12/29/2022	Expense		Wal-Mart	Fraud	150.00
Total for Receivable Other					\$520.52
2050 Umpqua CSDA Visa					
12/01/2022	Expense		O'Reilly Auto Parts		256.41
12/01/2022	Expense		Shell		162.01
12/01/2022	Expense		Ewing		1,358.23
12/02/2022	Expense		Wal-Mart		77.05
12/02/2022	Expense		Froggy's Auto Wash & Lube		315.42
12/02/2022	Expense		Verizon Wireless		183.72
12/02/2022	Expense		Sonora Lumber Company		377.11
12/02/2022	Expense		Cal Waste Recovery Systems		85.92
12/04/2022	Expense		Staples		156.19
12/04/2022	Expense		Calaveras Telephone Co.		388.59
12/04/2022	Expense		Calaveras Lumber		387.54
12/04/2022	Expense		Mosquito Vector Control		375.00
12/04/2022	Expense		Tractor Supply Co.		161.59
12/04/2022	Credit Card Credit		Staples		-89.42
12/04/2022	Expense		The Golf Club at Copper Valley		77.13
12/04/2022	Expense		Staples		194.97
12/07/2022	Expense		Shell		176.40
12/08/2022	Expense		Intuit - QBO Online		59.50
12/09/2022	Expense		Hyatt Regency		495.52
12/09/2022	Expense		Ewing		1,453.64
12/11/2022	Expense		Belkorp Ag, LLC		1,760.71
12/12/2022	Credit Card Credit		O'Reilly Auto Parts		-219.80
12/12/2022	Expense		Wal-Mart		69.40
12/13/2022	Expense		Pested.com		70.00
12/14/2022	Expense		Shell		151.26
12/15/2022	Expense		Herd's Machine & Welding Shop		1,165.51
12/15/2022	Expense		Wal-Mart		82.86
12/16/2022	Expense		Calaveras Lumber		42.99
12/16/2022	Expense		Les Schwab Tires		2,532.56
12/16/2022	Expense		Strand Ace Hardware		75.93
12/16/2022	Expense		Tractor Supply Co.		237.01
12/16/2022	Expense		J.Milano Co., Inc.		193.95
12/18/2022	Expense		Belkorp Ag, LLC		2,473.99
12/18/2022	Expense		Microsoft Office		15.00
12/18/2022	Expense		Hunt & Sons, Inc.		1,417.10
12/18/2022	Expense		Shell		167.59
12/18/2022	Expense		Horizon		89.17
12/18/2022	Expense		Ewing		3,353.69
12/22/2022	Expense		The Golf Club at Copper Valley		41.29
12/23/2022	Expense		USPS		24.00
12/23/2022	Expense		Sonora Lumber Company		109.04
12/23/2022	Expense		Les Schwab Tires		3,145.63
12/23/2022	Expense		Strand Ace Hardware		150.85
12/25/2022	Expense		Staples		91.56
12/25/2022	Credit Card Credit		BMW of Modesto		-97.08

Copper Valley Comm Srvs District

Credit Card - Transaction Detail by Account

December 2022

DATE	TRANSACTION TYPE	NUM	NAME	MEMO/DESCRIPTION	AMOUNT
12/25/2022	Expense		Shell		162.73
12/25/2022	Expense		Cycle Gear	Greg personal purchase	141.21
12/25/2022	Expense		Herd's Machine & Welding Shop		2,328.11
12/25/2022	Expense		BMW of Modesto		97.08
12/25/2022	Expense		Lewis Port USA Racing		235.78
12/26/2022	Expense		Staples		666.80
12/29/2022	Expense		Wal-Mart		150.00
12/30/2022	Expense		Hughson Farm Supply		954.27
12/30/2022	Expense		CA Department of Pesticide Regulation		60.00
Total for 2050 Umpqua CSDA Visa					\$28,592.71
TE TOTAL EXPENSES					
1SS SERVICES & SUPPLIES					
AE Administrative Expenses					
OE02 Finance Expenses					
12/08/2022	Expense		Intuit - QBO Online	Monthly QuickBooks Online Fee	59.50
Total for OE02 Finance Expenses					\$59.50
OE08 Professional Development					
12/04/2022	Expense		The Golf Club at Copper Valley		77.13
12/04/2022	Expense		Mosquito Vector Control		375.00
12/09/2022	Expense		Hyatt Regency		495.52
12/13/2022	Expense		Pested.com		70.00
12/22/2022	Expense		The Golf Club at Copper Valley		41.29
Total for OE08 Professional Development					\$1,058.94
OE09 Dues, Certs, Bonds & Subscriptions					
12/30/2022	Expense		CA Department of Pesticide Regulation		60.00
Total for OE09 Dues, Certs, Bonds & Subscriptions					\$60.00
OE11 Electric Power/Water/Sewer					
12/02/2022	Expense		Cal Waste Recovery Systems		85.92
Total for OE11 Electric Power/Water/Sewer					\$85.92
OE12 Telephone					
12/02/2022	Expense		Verizon Wireless		183.72
12/04/2022	Expense		Calaveras Telephone Co.		388.59
Total for OE12 Telephone					\$572.31
OE14 Office Supplies/Postage					
12/04/2022	Expense		Staples		156.19
12/04/2022	Credit Card Credit		Staples		-89.42
12/04/2022	Expense		Staples		194.97
12/18/2022	Expense		Microsoft Office		15.00
12/23/2022	Expense		USPS		24.00
12/25/2022	Expense		Staples		91.56
12/26/2022	Expense		Staples		666.80
Total for OE14 Office Supplies/Postage					\$1,059.10
Total for AE Administrative Expenses					\$2,895.77
OE Operational Expenses					
OE18 Common Areas					
OE16 Gate Maint/Repair/Staff/Openers					
12/02/2022	Expense		Sonora Lumber Company		377.11
12/04/2022	Expense		Calaveras Lumber		387.54
12/25/2022	Expense		Lewis Port USA Racing		235.78
Total for OE16 Gate Maint/Repair/Staff/Openers					\$1,000.43
OE17 Streets/Sidewalks/Lighting Maint & Repair					

Copper Valley Comm Srvs District

Credit Card - Transaction Detail by Account

December 2022

DATE	TRANSACTION TYPE	NUM	NAME	MEMO/DESCRIPTION	AMOUNT
12/15/2022	Expense		Herd's Machine & Welding Shop		1,165.51
Total for OE17 Streets/Sidewalks/Lighting Maint & Repair					\$1,165.51
OE18-1 Landscape Supplies					
12/09/2022	Expense		Ewing		1,453.64
12/23/2022	Expense		Strand Ace Hardware	Greg	150.85
12/30/2022	Expense		Hughson Farm Supply		954.27
Total for OE18-1 Landscape Supplies					\$2,558.76
OE18-3 Landscape Equipment Gas & Oil					
12/18/2022	Expense		Hunt & Sons, Inc.	Greg	1,417.10
Total for OE18-3 Landscape Equipment Gas & Oil					\$1,417.10
OE18-4 Landscape Equip Repair/Replace					
12/16/2022	Expense		Calaveras Lumber		42.99
12/16/2022	Expense		J.Milano Co., Inc.		193.95
12/16/2022	Expense		Les Schwab Tires		2,532.56
12/16/2022	Expense		Strand Ace Hardware		75.93
12/18/2022	Expense		Belkorp Ag, LLC		2,473.99
12/23/2022	Expense		Sonora Lumber Company	Greg	109.04
12/23/2022	Expense		Les Schwab Tires	Greg	3,145.63
12/25/2022	Expense		Herd's Machine & Welding Shop		2,328.11
Total for OE18-4 Landscape Equip Repair/Replace					\$10,902.20
Total for OE18 Common Areas					\$17,044.00
OE22 Mosquito Abatement Expense					
OE22-2 Mosquito Abatement Monitor/Test					
12/16/2022	Expense		Tractor Supply Co.		237.01
Total for OE22-2 Mosquito Abatement Monitor/Test					\$237.01
OE22-3 Mosquito Abate Vehicles Gas/Oil					
12/01/2022	Expense		O'Reilly Auto Parts		256.41
12/01/2022	Expense		Shell		162.01
12/02/2022	Expense		Froggy's Auto Wash & Lube		315.42
12/07/2022	Expense		Shell		176.40
12/12/2022	Credit Card Credit		O'Reilly Auto Parts		-219.80
12/14/2022	Expense		Shell		151.26
12/18/2022	Expense		Shell		167.59
12/25/2022	Expense		Shell		162.73
Total for OE22-3 Mosquito Abate Vehicles Gas/Oil					\$1,172.02
OE22-4 Mosquito Abatement Equip Maint					
12/04/2022	Expense		Tractor Supply Co.		161.59
12/11/2022	Expense		Belkorp Ag, LLC		1,760.71
Total for OE22-4 Mosquito Abatement Equip Maint					\$1,922.30
Total for OE22 Mosquito Abatement Expense					\$3,331.33
Total for OE Operational Expenses					\$20,375.33
Total for 1SS SERVICES & SUPPLIES					\$23,271.10
4CIP CAPITAL IMPROVEMENT PROJECTS					
OE53 Landscape Improvements					
OE53-2 Landscape Design-Orr					
12/01/2022	Expense		Ewing		1,358.23
12/18/2022	Expense		Horizon		89.17
12/18/2022	Expense		Ewing		3,353.69
Total for OE53-2 Landscape Design-Orr					\$4,801.09
Total for OE53 Landscape Improvements					\$4,801.09

Copper Valley Comm Srvs District

Credit Card - Transaction Detail by Account

December 2022

DATE	TRANSACTION TYPE	NUM	NAME	MEMO/DESCRIPTION	AMOUNT
Total for 4CIP CAPITAL IMPROVEMENT PROJECTS					\$4,801.09
Total for TE TOTAL EXPENSES					\$28,072.19
Other Miscellaneous Expense					
12/25/2022	Expense		BMW of Modesto		97.08
12/25/2022	Credit Card Credit		BMW of Modesto		-97.08
Total for Other Miscellaneous Expense					\$0.00

Copper Valley CSD
Quail Creek Summary

9/20/2021	CV Saddle Creek deposit	\$ 5,000.00
9/30/2021	Pete September Payroll Wages (6 hrs)	(202.92)
9/30/2021	Pete September Payroll Taxes	(15.54)
9/30/2021	Nicole September Wages (4 hrs)	(150.80)
9/30/2021	Nicole September Taxes	(11.54)
9/30/2021	Greg September Wages (1hr)	(44.88)
9/30/2021	Greg September Taxes	(3.44)
9/30/2021	Ralph September Wages (1 hr)	(32.06)
9/30/2021	Ralph September Taxes	(2.46)
10/12/2021	GL Gritz Engineering	(1,890.00)
10/31/2021	Nicole October Wages (2 hrs)	(75.40)
10/31/2021	Nicole October Taxes	(5.78)
10/31/2021	Nicole October Wages (1 hrs)	(37.70)
10/31/2021	Nicole October Taxes	(2.89)
11/10/2021	GL Gritz Engineering	(900.00)
11/30/2021	Nicole November Wages (.5 hrs)	(18.85)
11/30/2021	Nicole November Taxes	(1.45)
12/3/2021	CV Development deposit	3,000.00
12/15/2021	GL Gritz Engineering	(900.00)
8/9/2022	GL Gritz Engineering	(1,800.00)
9/20/2022	Nicole 9/20/22 4 hrs	(177.04)
9/20/2022	Nicole 9/20/22 4 hrs taxes	(13.55)
		\$ 1,904.29



COPPER VALLEY COMMUNITY SERVICES DISTRICT
Physical-1000 Saddle Creek Drive
Copperopolis, CA 95228
Mailing-PO Box 5158, Sonora CA 95370
(209) 785-0100 – coppervalleycsd.org

DIRECTORS
Darlene DeBaldo, President
Roger Golden, Vice President
Kenneth Albertson
Rebecca Coleman
Bob Vezina

BOARD OF DIRECTORS REGULAR MEETING MINUTES
DECEMBER 20, 2022, 2:00 PM

1. **CALL TO ORDER 2:01 PM**
2. **ROLL CALL** President Albertson-ABSENT, Director DeBaldo, Director Golden, Director Coleman, Director Vezina, General Manager Kampa-REMOTE CALL IN, Office Manager McCutchen, Site Manager Hebard.
3. **PLEDGE OF ALLEGIANCE**
4. **CHANGES TO ORDER OF AGENDA** None
5. **PUBLIC COMMENT**
6. **CONSENT CALENDAR**
 - a) Review of monthly financial report, approval of bills and claims for the month of November 2022.
 - b) Approval of the minutes from the Regular Board Meeting held November 15, 2022.
Motion made by Vice President Golden, second made by Director Vezina. Motion passes unanimously.
7. **DISCUSSION AND ACTION ITEMS**
 - a) Update on the status of the CVCS D & CV Partners Interim Operating Agreement
 - b) Approval of the First Reading of a Revised Ordinance Prohibiting Unpermitted Encroachment on District Maintained Roads, Property, and Infrastructure and Establishing Encroachment Permit Requirements for Temporary Encroachments
 - c) Adoption of a Resolution approving agreement within Streamline as a platform for the District website Motion made by Director Coleman approving agreement with Streamline as a platform for the District website. Second made by Vice President Golden. Motion passes unanimously.
 - d) Adoption of a Resolution removing Scott Baker and Larry Hoffman from, and adding Rebecca Coleman and Bob Vezina to the Umpqua Bank account Motion made by Vice President Golden removing Scott Baker and Larry Hoffman from and adding Rebeca Coleman and Bob Vezina to the Umpqua Bank account. Second made by Director Vezina. Motion passes unanimously.
 - e) Adoption of Resolutions of Appreciation for Larry Hoffman and Scott Baker for service on the Board of Directors Motion made by Vice President Golden approving both resolutions for Scott Baker and Larry Hoffman for their service to CVCS D. Second made by Director Vezina. Motion passes unanimously.
 - f) Receipt and Filing of the Measure A Special Tax Annual Report for the 2021/22 fiscal year, including the SB 165 Report
 - g) Adoption of a Resolution Establishing an Account with the California Class Joint Powers Authority Investment Pool Item g) will be tabled to January agenda per Board
 - h) Election of Board Officers for the 2023 Calendar Year Director Golden makes a motion to nominate Director DeBaldo as President for the 2023 Calendar Year, Director Vezina seconds. Motion passes unanimously. Director DeBaldo makes a motion to nominate Director Golden as Vice President. Director Vezina seconds. Motion passes unanimously.
8. **STAFF AND DIRECTOR REPORTS**
 - a) General Managers Report
 - b) Site Managers Report
9. **ADJOURNMENT 3:25PM**



BOARD MEETING AGENDA SUBMITTAL

TO: CVCS Board of Directors
FROM: Peter Kampa, General Manager
DATE: January 17, 20223
SUBJECT: Item 7a Adoption of a Resolution Establishing an Account with the California Class Joint Powers Authority Investment Pool

RECOMMENDED ACTION:

Staff recommends the following action:

Adopt a Resolution Establishing an Account with the California Class Joint Powers Authority Investment Pool

BACKGROUND:

CSDA staff will attend the January meeting to address Board questions.

FINANCIAL IMPACT

Significant Investment gains in the thousands of dollars

ATTACHMENTS

California Class investment information

What is California CLASS?

California Cooperative Liquid Assets Securities System (California CLASS) is a joint exercise of powers entity authorized under Section 6509.7, California Government Code. California CLASS is a pooled investment option that was created via a joint exercise of powers agreement by and among California public agencies. California CLASS offers public agencies a convenient method for investing in highly liquid, investment-grade securities carefully selected to optimize interest earnings while maximizing safety and liquidity. The California CLASS Prime and Enhanced Cash funds offer public agencies the opportunity to strengthen and diversify their cash management programs in accordance with the safety, liquidity, and yield hierarchy that provides the framework for the investment of public funds.

How is it governed and managed?

California CLASS is overseen and governed by a Board of Trustees. The Board is made up of public agency finance professionals who participate in California CLASS and are members of the Joint Powers Authority (JPA). The Board of Trustees has entered into an Investment Advisor and Administrator Agreement with Public Trust Advisors, LLC. Public Trust is responsible to the Board for all program investment and administrative activities as well as many of the services provided on behalf of the Participants.

How can we participate?

Enrolling in California CLASS is simple. Public agencies may become Participants simply by filling out the Participant Registration Form that can be found in the document center on the California CLASS website. Public agencies may submit the completed registration packet to California CLASS Client Services for processing at clientservices@californiaclass.com. To obtain account forms and fund documents, visit www.californiaclass.com/document-center/.

Sponsored By:



www.calcities.org



**California Special
Districts Association**
Districts Stronger Together

www.csda.net

Participants benefit from the following:

- Same-day availability of funds in Prime Fund (11:00 a.m. PT cut-off)
- Deposits by wire or ACH
- Ratings of 'AAAm' & 'AAAf/S1'
- Prime fund transacts at stable NAV
- Portfolio securities marked-to-market daily
- Secure online access for transactions and account statements
- No withdrawal notices for Prime Fund
- Participant-to-Participant transactions
- Interest accrues daily and pays monthly
- No maximum contributions
- No minimum balance requirements
- No transaction fees*
- Annual audit conducted by independent auditing firm**
- Dedicated client service representatives available via phone or email on any business day

*You may incur fees associated with wires and/or ACH transactions by your bank, but there will be no transaction fees charged from California CLASS for such transactions.
**External audits may not catch all instances of accounting errors and do not provide an absolute guarantee of accuracy.



What are the objectives of California CLASS?

Safety

The primary investment objective of the California CLASS Prime fund is preservation of principal. Both California CLASS portfolios are managed by a team of investment professionals who are solely focused on the management of public funds nationwide. The custodian for California CLASS is U.S. Bank, N.A.

Liquidity

When you invest in the California CLASS Prime fund, you have access to your funds on any business day. You must notify California CLASS of your funds transaction requests by 11:00 a.m. PT via the internet or phone. There are no withdrawal notices for the daily-liquid California CLASS Prime fund. Enhanced Cash is a variable NAV fund that provides next-day liquidity and a one-day notification of withdrawal.

Competitive Returns

California CLASS strives to provide competitive returns while adhering to the objectives of safety and liquidity. Participants benefit from the investment expertise and institutional knowledge provided by the team of Public Trust professionals. Portfolio performance is strengthened by the extensive knowledge of California public agency cash flows that the Public Trust team possesses.

Ease of Use

To make cash management streamlined and efficient, California CLASS includes many features that make it easy to access account information and simplify record keeping. Participants can transact on any business day using the California CLASS phone number (877) 930-5213, fax number (877) 930-5214, email clientservices@californiaclass.com or via the California CLASS Online Transaction Portal at www.californiaclass.com.

Flexibility

You may establish multiple California CLASS subaccounts. You will receive comprehensive monthly statements that show all of your transaction activity, interest accruals, and rate summaries. These statements have been specifically designed to facilitate public sector fund accounting and to establish a clear accounting and audit trail for your records.

Legality

California CLASS only invests in securities permitted by California State Code Section 53601; permitted investments are further restricted to those approved by the Board of Trustees as set forth in the California CLASS Investment Policies.

Have Questions? Contact us or visit www.californiaclass.com for more information.



Bob Shull

Director, Investment Services
bob.shull@californiaclass.com
(213) 378-2070



Laura Glenn, CFA®

Senior Director, Investment Services
laura.glenn@californiaclass.com
(404) 822-8287



Brent Turner

Regional Director of Strategy
brent.turner@californiaclass.com
(303) 999-8190



Rodrigo Bettini

Director, Investment Services
rodrigo.bettini@californiaclass.com
(813) 820-0703

Any financial and/or investment decision should be made only after considerable research, consideration, and involvement with an experienced professional engaged for the specific purpose. **Past performance is not an indication of future performance. Any financial and/or investment decision may incur losses.** Please see the Information Statement for further details on the fee calculation and other key aspects about California CLASS. California CLASS Prime is rated 'AAAm' by S&P Global Ratings. A 'AAAm' rating by S&P Global Ratings is obtained after S&P evaluates a number of factors including credit quality, market price exposure, and management. For a full description on rating methodology, please visit www.spglobal.com. California CLASS Enhanced Cash is rated by 'AAAf/S1' by FitchRatings. The 'AAAf' rating is Fitch's opinion on the overall credit profile within a fixed-income fund/portfolio and indicates the highest underlying credit quality of the pool's investments. The 'S1' volatility rating indicates that the fund possesses a low sensitivity to market risks. For a full description on rating methodology, please visit www.fitchratings.com. Ratings are subject to change and do not remove credit risk.



A New Joint Powers Authority Investment Pool for California Public Agencies

www.californiaclass.com

SPONSORED BY



California Special Districts Association
Districts Stronger Together



LEAGUE OF CALIFORNIA CITIES



Diversify and Strengthen Your Public Funds Investment Program

- ✓ Sponsored by Cal Cities and CSDA
- ✓ Preservation of principal and access to liquidity
- ✓ Securities marked-to-market daily


- ✓ Same-day liquidity for Prime fund
- ✓ Next-day liquidity for Enhanced Cash fund
- ✓ No minimum balance requirements nor maximum contributions

- ✓ Managed to generate a competitive daily yield
- ✓ Prime fund for agency operating dollars and Enhanced Cash fund for reserves
- ✓ Ratings of 'AAAm' & 'AAAf/S1'


Learn more about investing for California public agencies, and contact us today.



Bob Shull
Director, Investment Services
bob.shull@californiaclass.com
(213) 378-2070



Laura Glenn, CFA®
Senior Director, Investment Services
laura.glenn@californiaclass.com
(404) 822-8287



Brent Turner
Regional Director of Strategy
brent.turner@californiaclass.com
(303) 999-8190



Rodrigo Bettini
Director, Investment Services
rodrigo.bettini@californiaclass.com
(813) 820-0703

Many factors affect performance including changes in market conditions and interest rates and in response to other economic, political, or financial developments. Investment involves risk including the possible loss of principal. No assurance can be given that the performance objectives of a given strategy will be achieved. Past performance is no guarantee of future results. Any financial and/or investment decision may incur losses. California CLASS is rated 'AAAm' by S&P Global Ratings. A 'AAAm' rating by S&P Global Ratings is obtained after S&P evaluates a number of factors including credit quality, market price exposure, and management. For a full description on rating methodology, please visit www.spglobal.com. California CLASS Enhanced Cash is rated 'AAAf/S1' by FitchRatings. The 'AAAf' rating is Fitch's opinion on the overall credit profile within a fixed-income fund/portfolio and indicates the highest underlying credit quality of the pool's investments. The 'S1' volatility rating is Fitch's opinion on the relative sensitivity of a portfolio's total return and/or net asset value to assumed changes in credit spreads and interest rates. The 'S1' volatility rating indicates that the fund possesses a low sensitivity to market risks. For a full description on rating methodology, please visit www.fitchratings.com. Ratings are subject to change and do not remove credit risk. More information to come.

A JOINT POWERS AUTHORITY INVESTMENT POOL

Client-First & User-Friendly Cash Management Solutions Designed for Special Districts of All Sizes

California CLASS provides Participants the following benefits:

- ✓ Convenient, modern transaction portal
- ✓ Dedicated client service team equally committed to all special districts
- ✓ Portfolios managed in accordance with California Government Code
- ✓ Transparent governance by Board of Trustees
- ✓ Portfolios marked-to-market with net asset value and yields posted to website daily

Fund Option	Prime	Enhanced Cash
Portfolio Type	Prime-style fund	Enhanced cash
Purpose	Operating Funds	Strategic Reserves
Rating	'AAAm'	'AAAf/S1'
Min/Max Investment	None	None
Withdrawals	Unlimited	Unlimited
Investment Horizon	Day-to-Day	12-18 Months
Liquidity	Same-Day	Next-Day
WAM	≤60 days	90-200 days
Net Asset Value (NAV)	Stable \$1.00 per share	Variable \$10.00 per share

Learn more about building an optimal liquidity portfolio for your special district; contact us today.



Bob Shull
Director, Investment Services
bob.shull@californiaclass.com
(213) 378-2070



Laura Glenn, CFA®
Senior Director, Investment Services
laura.glenn@californiaclass.com
(404) 822-8287



Brent Turner
Regional Director of Strategy
brent.turner@californiaclass.com
(303) 999-8190



Rodrigo Bettini
Director, Investment Services
rodrigo.bettini@californiaclass.com
(813) 820-0703

Many factors affect performance including changes in market conditions and interest rates and in response to other economic, political, or financial developments. Investment involves risk including the possible loss of principal. No assurance can be given that the performance objectives of a given strategy will be achieved. Past performance is no guarantee of future results. Any financial and/or investment decision may incur losses. California CLASS is rated 'AAAm' by S&P Global Ratings. A 'AAAm' rating by S&P Global Ratings is obtained after S&P evaluates a number of factors including credit quality, market price exposure, and management. For a full description on rating methodology, please visit www.spglobal.com. California CLASS Enhanced Cash is rated 'AAAf/S1' by FitchRatings. The 'AAAf' rating is Fitch's opinion on the overall credit profile within a fixed-income fund/portfolio and indicates the highest underlying credit quality of the pool's investments. The 'S1' volatility rating is Fitch's opinion on the relative sensitivity of a portfolio's total return and/or net asset value to assumed changes in credit spreads and interest rates. The 'S1' volatility rating indicates that the fund possesses a low sensitivity to market risks. For a full description on rating methodology, please visit www.fitchratings.com. Ratings are subject to change and do not remove credit risk.



BOARD MEETING AGENDA SUBMITTAL

TO: CVCS Board of Directors

FROM: Peter Kampa, General Manager

DATE: January 17, 2023

SUBJECT: Item 7c) Approval of the First Reading of a Revised Ordinance Prohibiting Unpermitted Encroachment on District Maintained Roads, Property, and Infrastructure and Establishing Encroachment Permit Requirements for Temporary Encroachments

RECOMMENDED ACTION

Staff recommends a motion to Approve the First Reading of a Revised Ordinance Prohibiting Unpermitted Encroachment on District Maintained Roads, Property, and Infrastructure and Establishing Encroachment Permit Requirements for Temporary Encroachments.

BACKGROUND

On October 4, , November 15, 2022, and December 20, 2022 the Board of directors considered the adoption of an encroachment ordinance. As discussed at the prior meetings, an ordinance is required for the district to enforce its requirements for encroachment on district property and district easements. At our November meeting, comments were received from the public and the board requesting that the requirement for encroachment permitting related to construction on private property be clarified. The concern was that there may be misunderstanding that a district encroachment permit could be required for construction of a walkway or installation of a hot tub in the backyard or even construction inside the house.

Revised version of the ordinance has been prepared with slightly modified language in Section Three to clarify that encroachment permits are only required for construction vehicles and equipment used on new land development projects such as grading and construction of new roads. Section Two is clear in its applicability to work within District maintained property and easements.

In November there was also discussion regarding the encroachment permit fee and whether it should be included within the ordinance. As is the case with our district, fee schedules are normally adopted and amended as policy documents rather than contained within the ordinance. Ordinances are considered a local law adopted by our board to set forth specific mandatory requirements that include penalties for violation. It is expected that this permit fee will be evaluated regularly and adjusted as needed to cover the administrative and inspection costs associated with the permit. If we include the fee within the ordinance, then we must amend the ordinance every time we make changes to the fee and the process for ordinance amendment requires two readings and publications in the newspaper before and after adoption, which is

typically several hundred dollars. Therefore, it is recommended that the encroachment permit fee remain in our master fee schedule, which is included below for reference. There is nothing in the proposed encroachment ordinance or fee schedule that requires the payment of the full permit fee for each home built in a cluster of model homes built at the same time, for example. It is possible for a master permit to be issued for a cluster of homes under a single application and fee. However if it is determined that a master permit for four homes is as much administrative and inspection time as four individual homes built at separate times, then individual permits may be required in the future for each new home construction.

It is staff’s recommendation that for all potential outdoor projects that do not involve new home construction such as landscaping or patios, that we seek to have property owners notify the District and we conduct a courtesy inspection prior to requiring an encroachment application and payment of fees. In most cases, a permit application will likely not be necessary.

PRIVACY GATE RELATED FEES

RFID Tags	Two RFID tags issued on initial conversion	Free
	Third and all additional/replacement RFID Tags	At District cost + \$5 processing fee

ENGINEERING FEES

District Engineer Fee (Applicant/Customer requests requiring engineering review; contract hourly rate +15%)		At District Engineer Hourly Rate + 15%
Easement Abandonment Requests (site inspection, records research, documentation)	Non-Refundable Application Fee	\$240
	Actual District Engineer Fees	At District Engineer Hourly Rate (Deducted from \$575 Refundable Deposit)
Encroachment Permit	Non-Refundable Application Fee	\$240
	Non-Refundable Administration Fee	\$100
	County Recording Fees	Actual Recording Cost
	Actual District Engineer Fees if needed	At District Engineer Hourly Rate (Deducted from \$575 Refundable Deposit)
Service Application for New Development Projects	Non-Refundable Application Fee	\$200
	Non-Refundable Administration Fee	\$500
	Actual District Engineer Fees	At District Engineer Hourly Rate (Deducted from \$2500 Refundable Deposit)

ORDINANCE NO. 2022 - 01

ORDINANCE OF THE BOARD OF DIRECTORS OF THE COPPER VALLEY COMMUNITY SERVICES DISTRICT PROHIBITING UNPERMITTED ENCROACHMENTS ON DISTRICT MAINTAINED ROADS, PROPERTY, AND INFRASTRUCTURE AND ESTABLISHING ENCROACHMENT PERMIT REQUIREMENTS FOR TEMPORARY ENCROACHMENTS

WHEREAS, the Copper Valley Community Services District (District) maintains the roads, storm drains, wetland easements, certain landscaped areas, and other infrastructure within the service area of the District (collectively, "District Infrastructure"); and

WHEREAS, the District Infrastructure exists and is maintained for the benefit of all residents of the District and should not be altered, damaged, incomed, or otherwise encroached upon without proper reason; and

WHEREAS, to allow for construction on and repair of private property adjacent to and served by the District Infrastructure, the District wishes to establish an encroachment permitting system to allow for temporary encroachments onto the District Infrastructure; and

WHEREAS, the District's purpose in issuing encroachment permits will to be ensure that work performed within and utilizing District Infrastructure shall be conducted safely and with as little disruption as possible, as well as to ensure that the District Infrastructure remains in good repair and to District's standards upon the conclusion of the permitted encroachments; and

WHEREAS, notice of this proposed Ordinance and Notice of Public Hearing was provided and was published in the Sonora Union Democrat on _____; and

WHEREAS, this Ordinance was initially introduced by the Board of Directors at its meeting held on October 4, 2022 and following revisions, reintroduced on December 20, 2022 and January 17, 2023; and

WHEREAS, the Board of Directors directed revisions to the Ordinance at its regular meeting held on November 15, 2022.

NOW THEREFORE, THE BOARD OF DIRECTORS OF THE COPPER VALLEY COMMUNITY SERVICES ORDAINS AS FOLLOWS:

SECTION ONE: The recitals set forth above are true and correct and are hereby incorporated herein by this reference as if fully set forth in their entirety.

SECTION TWO: General Prohibition. It shall be unlawful to block, obstruct the use of, alter, construct, or perform work upon or within roads and road easements, storm drains, wetland easements, public landscaped areas, and other

infrastructure within the service area of the District and maintained by the District (collectively, "District Infrastructure") without first obtaining an Encroachment Permit.

SECTION THREE: Construction Vehicles and Equipment. Prior to beginning construction on new land development projects that are approved for construction by the County of Calaveras on private property within the service area of the District, and which require vehicles or equipment to travel on District-maintained roads to access the private site for the purpose of performing the work, the owner of the property must obtain an Encroachment Permit from the District.

SECTION FIVE: Encroachment Permits. The General Manager of the District shall maintain and provide upon request an Encroachment Permit Application form. Applicants shall supply all information required by the Application form and all other documentation reasonably necessary for the District to issue permits and ensure safety and the protection of the District Infrastructure. Encroachment Permits shall be issued upon the approval of the District's General Manager and shall allow encroachment onto or within District Infrastructure for a temporary duration to be specified in the Encroachment Permit.

SECTION SIX: Fees. Applicants for Encroachment Permits shall pay the then-applicable permitting and inspection fees, as established by the District through its Master Fee Schedule.

SECTION SEVEN: Standard Permit Conditions. As a standard condition of all Encroachment Permits issued by the District, whether or not explicitly stated on a permit, the permittee shall ensure that any District Infrastructure damaged or disturbed is returned to its prior or better condition to the satisfaction of the District. As a further standard condition of all Encroachment Permits, the permittee shall indemnify, defend, and hold harmless the District and its officers and agents against any and all claims of damage brought against the District and alleged to have been caused by work performed pursuant to or authorized by the Encroachment Permit.

SECTION EIGHT: Any violation of this Ordinance shall be an infraction. The District may also redress violations of this Ordinance by civil action. District shall be entitled to recover from violators of this Ordinance all fees and costs, including reasonable attorneys fees, upon prevailing in a civil action.

SECTION NINE: If any section, subsection, subdivision, paragraph, sentence, clause or phrase of this Ordinance or any part thereof is for any reason held to be unconstitutional or invalid, or ineffective by any court of competent jurisdiction, such decision shall not affect the validity or effectiveness of the remaining portions of the Ordinance or any part thereof. The Board of Directors hereby declares that it would have passed each section, subsection, subdivision, paragraph, sentence, clause or phrase thereof irrespective of the fact that any one or more sections, subsections, subdivisions, paragraphs, sentences, clauses or phrases be declared unconstitutional or invalid or ineffective.

SECTION TEN: This Ordinance shall take effect and be in full force and effect thirty (30) days after its final passage.

SECTION ELEVEN: The Clerk of the Board of Directors shall cause this Ordinance to be published within 15 days in accordance with California Government Code Section 25124.

* * * * *

Passed and adopted by the Copper Valley Community Services District Board of Directors at a regular meeting thereof held on the ____ day of _____, 2023, by the following vote of the members thereof:

- AYES, and in favor thereof, Board members:
- NOES, Board members:
- ABSENT, Board members:
- ABSTAIN, Board members:

President of the Board

ATTEST:

Secretary of the Board

RESOLUTION NO. ____2022

A RESOLUTION OF THE BOARD OF DIRECTORS OF THE COPPER VALLEY COMMUNITY SERVICES DISTRICT APPROVING AN ORDINANCE PROHIBITING UNPERMITTED ENCROACHMENT ON DISTRICT MAINTAINED ROADS, PROPERTY, AND INFRASTRUCTURE AND ESTABLISHING ENCROACHMENT PERMIT REQUIREMENTS FOR TEMPORARY ENCROACHMENTS

WHEREAS, the Copper Valley Community Services District was formed and is authorized by state law to acquire, construct, improve, maintain, and operate street lighting and landscaping on public property, public rights-of-way, and public easements.; and

WHEREAS, the District was formed and is authorized by state law to acquire, construct, improve, and maintain streets, roads, rights-of-way, bridges, culverts, drains, curbs, gutters, sidewalks, and any incidental works.; and

WHEREAS, state law allows the District to adopt, by ordinance, and enforce rules and regulations for the administration, operation, and use and maintenance of the facilities and services it provides; and

WHEREAS, the District Infrastructure exists and is maintained for the benefit of all residents of the District and should not be altered, damaged, incommoded, or otherwise encroached upon without proper reason; and

WHEREAS, to allow for construction on and repair of private property adjacent to and served by the District Infrastructure, the District wishes to establish an encroachment permitting system to allow for temporary encroachments onto the District Infrastructure; and

WHEREAS, the District's purpose in issuing encroachment permits will to be ensure that work performed within and utilizing District Infrastructure shall be conducted safely and with as little disruption as possible, as well as to ensure that the District Infrastructure remains in good repair and to District's standards upon the conclusion of the permitted encroachments.

NOW, THEREFORE, BE IT RESOLVED BY THE BOARD OF DIRECTORS OF THE COPPER VALLEY COMMUNITY SERVICES DISTRICT that the District does hereby adopt Ordinance 2023-01, Prohibiting Unpermitted Encroachment on District Maintained Roads, Property, and Infrastructure and Establishing Encroachment Permit Requirements for Temporary Encroachments and authorize the General Manager to develop, implement and administer the Encroachment Permitting process, standards and requirements.

PASSED AND ADOPTED by the Board of Directors of the Copper Valley Community Services District on _____ by the following vote:

AYES:

NOES:

ABSTAIN:

ABSENT:

APPROVED

ATTESTED:

SECRETARY

CERTIFICATE OF SECRETARY

I, Peter Kampa, the duly appointed and acting Secretary of the Board of Directors of the Copper Valley Community Services District, do hereby declare that the foregoing RESOLUTION NO.

_____ was duly passed and adopted at a Regular Meeting of the Board of Directors of the Copper Valley Community Services District duly called and held on _____, 2023.

SIGNED: _____ *DATED:* _____



Copper Valley Community Services District
Pavement Preventative Maintenance Program

August
2021
Peter Rei, PE, PLS
Willdan Engineering

Table of Contents

Introduction	3
Executive Summary.....	3
History of Roadway Rehabilitation Investigations 2006-2016.....	4
Pavement Conditions Observed in May 2016.....	4
Roadway Improvement Projects 2018-2020	4
Pavement Conditions Observed in July 2021.....	5
Recommended Schedule for future Roadway Surface Treatments	6
Estimated Cost (2020 \$) of future Roadway Surface Treatments	6
Future Roadway Condition Surveys.....	7
Future Stormdrain Condition Surveys.....	7
Best Management Practices to Extend Pavement Life	8

Attachments

1. Key Map – Copper Valley Community Services District

References

1. Pavement Condition Assessment for Saddle Creek Community Services District, June 2016, Peter Rei, PE
2. Technical Memorandum – Pavement Evaluation for Saddle Creek Resort, August 2006, Jon K Lynch, PE



Introduction

At the request of the Saddle Creek Community Services District Board of Directors Willdan Engineering is pleased to provide the District with this Pavement Maintenance Program. The goal of this program is to assist the District in keeping its roadways in excellent condition by scheduling timely and cost-effective roadway surface treatments on a continuous basis.

Executive Summary

The pavement rehabilitation projects in 2018 and 2020 have brought the District's roadways up to a much better, and more maintainable, standard. Every roadway within the subdivision has either been ground out and replaced with new asphalt or has been treated with a Microsurfing treatment intended to prolong the life of pavements that are in fair to good shape.

A regular program of pavement preservation treatments will keep the District's roadways in good condition and avoid the costly repairs of occasional grinding and replacing of asphalt. Willdan recommends that a surface treatment such as Microsurfing or Type II slurry be placed on a year interval per the guidance of the State of California Pavement Preservation Center at California State University, Chico. The estimated 5 year cycle cost to maintain the District's roadways and striping is estimated at \$ 577,500 (\$115,500 per year in 2025 dollars).

Striping is recommended to be replaced every 2-3 years in order to remain visible. This cost is estimated at approximately \$25,000 per installation. If one additional striping installation is scheduled between every 5 year resurfacing project, this adds \$25,000 (\$5,000 per year) to the 5 year cycle cost, for a total 5 year cycle cost of approximately \$120,500.

Regularly scheduled field observations of both the asphalt conditions and stormdrain conditions is strongly recommended prior to the design and bidding of any future pavement preservation projects.

Ongoing maintenance to control weed growth in cracks is an effective tool to limit the possibility of water getting beneath the pavements and deteriorating the pavement conditions.



History of Roadway Rehabilitation Investigations 2006-2016

This report is a follow-up to the pavement resurfacing projects of Summer 2018 (Saddle Creek Drive and portions of Oak Creek Drive) and Summer 2020 (all other roadways within the Copper Valley Development). It also is a further refinement of the Pavement Condition Assessment Report prepared for the District by Peter Rei in June 2016 and the Technical Memorandum entitled Pavement Evaluation for Saddle Creek Resort prepared by Jon W. Lynch in 2006.

The 2016 report was compiled from field Pavement Condition surveys of all Copper Valley (then Saddle Creek) Community Services District subdivision roads performed in Spring 2016. The 2018 and 2020 Resurfacing projects were designed based on the results of the Spring 2016 field observations of roadway condition and was intended to provide recommendations for future pavement improvements beginning in 2019 and beyond.

The results of the 2016 Report were then used by District staff to create a Roadway Assessment, to be voted upon by the residents, in order to raise the funds to pay for the anticipated costs. That Assessment was approved by the residents in November 2016.

Pavement Conditions Observed in May 2016

The condition of a pavement is rated on a scale of 0 to 100. This rating is called the Pavement Condition Index (PCI). The 2016 Pavement Condition survey results indicated that the average PCI of the District's roadways at that time was 62 with 31.4 % of the roadways determined to be in Poor or Very Poor condition at the time of the field surveys in Spring 2016. This indicated that the District's roadways were well below the desired average PCI of 80 to ensure that yearly maintenance costs are kept to a manageable level.

Roadway Improvement Projects 2018-2020

In Summer 2018 Willdan designed and the District advertised a project which included the grinding and repaving of the Resort Entrance Road, the Resort Roundabout, the entire length of Saddle Creek Drive and a majority of Oak Creek Drive. The areas included in the Summer 2018 Project are highlighted in yellow on the attached As-Built Key Map.

In Summer 2020 the District advertised a project which included the grinding and repaving of the entire length of Rockridge Lane, the entire length of Copper Glen Terrace, a portion of Hawkridge Road and several courts. The project also included placement of a treatment known as Microsurfacing on many other roadways throughout the Copper Valley development. The areas of grinding/resurfacing are highlighted in orange and the areas of Microsurfacing are highlighted in purple on the attached As-Built Key Map.



The original plan for the Summer 2020 Project also included the placement of a fog seal on Quail Creek Drive and Quail Covey Court. However, due to construction activity occurring on those roadways at the time of construction the fog seal was eliminated from the project. These areas are highlighted in red on the attached As-Built Key Map.

Pavement Conditions Observed in July 2021

During early 2021 the District received several calls concerning cracks reappearing in some locations where the microsurfacing treatment had been applied. At the request of General Manager Peter Kampa a meeting was held on July 16, 2021 to review the roadway conditions one year after the conclusion of the 2020 Pavement project. The meeting included the prime contractor (Tom Mayo), the Microsurfacing sub-contractor (Ryan Bangle), Copper Valley CSD (Greg Hebard) and Willdan Engineering (Peter Rei).

The group looked at several locations where cracks have reappeared following the Phase II project in summer 2020. In each case we observed that the rubberized crack seal material was present in the cracks that had reappeared. This is important because the rubberized crack seal is intended to prevent water from getting down under the pavement and causing further deterioration of the asphalt surface. That was the most important goal of the 2020 project.

The cracks that are apparent now are essentially the same cracks that existed prior to the microsurfacing being placed. In the overwhelming majority of locations throughout the subdivision there are no cracks reappearing. This means that the combination of rubberized crack seal material with the microsurfacing placed on top of the roadway covered the vast majority of cracks. The conclusion of the group is that the larger the width of the original crack the more likely that an original crack will reappear. The smaller the width of the original crack the less likely the crack will reappear. This is consistent with what we all observed at our meeting.

The group discussed at some length what the options are for future treatments of the roadway that would eliminate the cracks that have reappeared. We all agreed that asphalt's material properties guarantee that it will crack over time as the summer heat and winter cold cause the roadway to continuously expand and contract. There is really no way to prevent the cracking from happening. Over time all asphalt roadways will crack.

The group also agreed that once an asphalt surface cracks the only real solution to the reappearance of the original cracks is to grind out that section of roadway and repave it with new asphalt. Any surface treatments such as microsurfacing will mask the cracking, but will not eliminate the underlying original crack. As the microsurfacing erodes with time more of the underlying cracks will reappear. This does not mean the project was unsuccessful. It only means that once a road cracks there really is no way to make the crack disappear.

As part of our analysis leading to the design of the 2020 project Willdan recommended grinding and repaving several locations where the asphalt surface had deteriorated to the point where placing a microsurfacing treatment on top of the already failed asphalt would not make sense. In areas where the roadway cracking was less severe we recommended that the remainder of the roadways be treated with the microsurfacing process. Based on the observations of the group that strategy worked very well for the vast majority of roadways within the subdivision. However, in the some areas where there were wider cracks the microsurfacing did not prevent the cracks from reappearing.



Going forward the options for addressing the reappearing cracks are to grind those areas out and resurface them with new asphalt, or continue to treat the roadways with microsurfacing or slurry treatments and live with the cracks. Grinding and repaving is a much more expensive alternative. The good news is the rubberized crack seal material is protecting the roadways from further deterioration caused by water getting under the pavement. That is the primary goal of resurfacing, whether it is new asphalt or microsurfacing. That goal was met with the projects in 2018 and 2020.

It is anticipated that some will say that because there are cracks reappearing one year after construction that the 2020 microsurfacing project “failed”. That is likely to be the opinion of people that expected that the project would produce a “perfect surface” in all locations. What Willdan recommended was not intended to result in a perfect surface in every location. It was intended to provide a good driving surface and eliminate the process that has been causing the deterioration of the roadways, at a cost that was affordable to the District. Continuing to follow this approach will result in much lower pavement replacement costs over time.

Recommended Schedule for future Roadway Surface Treatments

According to the California State Pavement Preservation Center at Chico State University once roadways are brought up to an acceptable standard the recommended interval for resurfacing roadways to keep them in excellent condition (PCI of 80 or greater) is to schedule a microsurfacing or type II slurry treatment every 5 to 7 years. Since the pavement projects at Copper Valley were constructed in 2018 and 2020, using the 5 to 7 year recommendation would indicate that the next treatments should be scheduled for 2025. For planning purposes it is recommended that future roadway resurfacing treatments be scheduled for every 5 years (2030, 2035 etc.).

Estimated Cost (2020 \$) of future Roadway Surface Treatments

The total area of roadway surfaces in the Copper Valley subdivision in 2020 was calculated to be approximately 1,240,00 square feet. The successful bid price from Tom Mayo Construction for microsurfacing was \$2.30 per square yard (\$ 0.256 per square foot) which results in an estimated cost of \$316,889 in 2020 dollars.

The total length of centerline striping is approximately 10,500 linear feet. The successful bid price from Tom Mayo Construction for striping was \$1.00 per lineal foot. Which results in an estimated cost of \$10,500 in 2020 dollars.

Please note that these are only materials cost and do not include the cost of contractor mobilization, traffic control, bonds, and insurance. It also does not include the cost of project bidding or construction inspection for the project engineer.

The Engineering News Record Cost of Construction Index has averaged approximately 3% on a yearly basis over the past decade. Willdan recommends using this 3% yearly construction cost increase to estimate the costs of a pavement preservation project in 2025. Using a 3% yearly increase for 5 years results in an estimated total increase of 16% above 2020 prices by 2025.



The following planning level estimate is for a 2025 project applying microsurfacing over the entire roadway surface as it existed in 2020:

Contractor Mobilization, Bonds, Insurance	\$ 50,000
Traffic Control	\$ 25,000
Crack Sealing	\$ 75,000
Microsurfacing	\$350,000
Striping	\$ <u>25,000</u>
Sub-Total	\$525,000
Bidding/Construction Engineering (10%)	\$ <u>52,500</u>
Total	\$ 577,500

Please note that it will likely be necessary to restripe the roadways on an interval more frequent than 5 years. The current water-based paints that are allowed by the State of California typically lose their visibility after 2-3 years. Allowing for a second striping between resurfacings on a 5 year basis brings the total 5 year cycle for 2020-2025 to approximately \$602,500 or \$120,500 per year in 2020 dollars. This estimate should be used only for planning purposes as it is just that, an estimate. The District is encouraged to get a much more specific engineer's estimate of cost as part of the engineering for the recommended 2025 resurfacing project.

Future Roadway Condition Surveys

As part of the preparation for every future pavement preservation project it is strongly recommended that a thorough observation of each roadway be performed using the Metropolitan Transportation Commission's Street Saver program, or a similar pavement condition rating process. Should those observations indicate that some areas have begun to exhibit signs of pavement distress site specific treatments can be designed to repair those areas before construction of the pavement preservation project. As the recommended interval for resurfacing is every 5 years the roadway condition surveys are recommended to be conducted every five years also, with the condition survey occurring the year prior to the next pavement preservation project.

Future Stormdrain Condition Surveys

In summer 2020 the District also asked Willdan and District staff to investigate the condition of all of the storm drain inlets throughout the subdivision. This resulted in over 50 stormdrains being recommended for repairs. Many of the repairs were cosmetic and involved the addition of concrete to patch areas that had spalled. However, in some locations there were significant settlements observed. In those locations entire sections were removed and replaced to correct drainage and ensure that runoff water actually made it to the drain inlet successfully.

Per the recommendation above Willdan recommends that pavement condition observations to occur one year prior to the next pavement preservation project. It would also be cost-efficient to have the condition of each storm drain inlet reviewed at the same time as the pavement observations. Should any deterioration be observed those repairs could be scheduled prior to the placement of any pavement treatments.



It is further recommended that every ten years a closed circuit TV investigation be done of the stormdrains. This effort involves the use of a camera that travels along the bottom of the stormdrain culverts and records the condition of the pipes. Should any blockages or damage be noticed on the recordings they can then be scheduled for repair/flushing during the summer and fall prior to any winter rain events.

Best Management Practices to Extend Pavement Life

The primary enemy of all asphalt roadways is water. Keeping water out of the base layer beneath the asphalt is the key to having roadways remain in good condition. The best way to keep water from getting beneath the asphalt roadway is to diligently seal the cracks that do occur in a timely manner. Using a rubberized crack sealing material prior to a surface treatment provides the best protection for the roadway and avoids the more costly grinding and overlaying of roadways once water has infiltrated and accelerated the deterioration of the roadway.

As stated earlier in this report all asphalt roadways will crack given enough time. When this occurs it provides the opportunity for soil and water to collect in the crack and weeds to grow. Weed roots often penetrate the pavement allowing water a pathway to get below the asphalt and begin the deterioration process. Regular spraying of the weeds to prevent that deterioration is recommended.






As Built

Description

- 2" Overlay
- Fog Seal Deleted
- Micro-Surface
- Striping Only

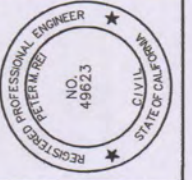


COPPER VALLEY COMMUNITY SERVICES DISTRICT		DATE: 01/15/2020
PAVEMENT REHABILITATION PROJECT-PHASE II		SCALE: AS-NOTED
		PROJECT NO. 109421
		DRAWN BY: GC
		CHECKED BY: PR
		SHEET: 2 OF 16

COPPER VALLEY COMMUNITY SERVICES DISTRICT
 1000 SADDLE CREEK DRIVE,
 COPPERPOLIS, CA 95228
 (209) 785-0100

WILLDAN Engineering
 2014 TULARE STREET, SUITE 515
 FRESNO, CALIFORNIA 93721
 (559)443-5200

PLANS PREPARED BY:
 APPROVED BY: *Peter Kamba*
 PETER KAMBA
 GENERAL MANAGER
 UNDER THE SUPERVISION OF:
Peter M. Red
 PETER M. RED
 R.C.E.
 49623
 DATE: 01/14/2020
 DATE: 01/14/2020



REVISIONS		APP.	DATE
NO.	DESCRIPTION		

811
 Know what's below.
 Call before you dig.